




Wood

Online

Floating Dock with Resin Top




-  PortSide Dock Parts (Required)
-  PortSide Accessories (Recommended)
-  Additional Building Materials (Required)

MATERIAL LIST				
# OF SECTIONS				
1	2	3	4	5

	DESCRIPTION	PART NO.	QUANTITY OF PARTS				
			1	2	3	4	5
  	<p>KT 10053</p> <ul style="list-style-type: none"> • (1x) Wood Dock Kit PS 1005 • (3x) Dock Float PS 1155 • (1x) Commercial Grade Pipe Sleeve PS 1080 • (1x) Commercial Grade Auger PS 1100 • (2x) Commercial Grade Hinge Kit PS 1070 • (1x) Resin Dock Top PS 1320 • (4x) Commercial Grade Joist Corner Bracket PS 1015 • (8x) Commercial Grade Back Plate PS 1017 • (1x) Frame Hardware PS 1135 • (1x) Float Hardware PS 1145 • (4x) Pipe Safety Caps PS 1193 	1	2	3	4	5	

Floating Dock with Resin Top

Online

-  PortSide Dock Parts (Required)
-  PortSide Accessories (Recommended)
-  Additional Building Materials (Required)

MATERIAL LIST				
# OF SECTIONS				
1	2	3	4	5

DESCRIPTION	PART NO.	QUANTITY OF PARTS				
 Multi-Purpose Bumper (additional hardware- PS 1145)	PS 1352	-	2	2	3	3
 Float Hardware (to attach PS 1352)	PS 1145	-	1	1	1	1
 Resin Dock Cleat 8" (additional hardware required)	PS 1191	-	2	2	2	2
 Pipe Sleeve Bumper	PS 1188	-	2	4	4	4
 Pipe 1-5/8" or 1-7/8" Diameter	-	1	2	4	4	4
 2" x 6" x 10' Lumber	-	5	10	15	20	25
 2" x 6" x 8' Lumber	-	2	4	6	8	10
 #8 x 2-1/2" Deck Screws	-	40	80	120	160	200
▼ Purchase to attach Resin Dock Cleat (PS 1191) 						
 1/4" x 4" Galvanized Lag Screws	-	-	4	4	4	4
 1/4" Galvanized Flat Washers	-	-	4	4	4	4